

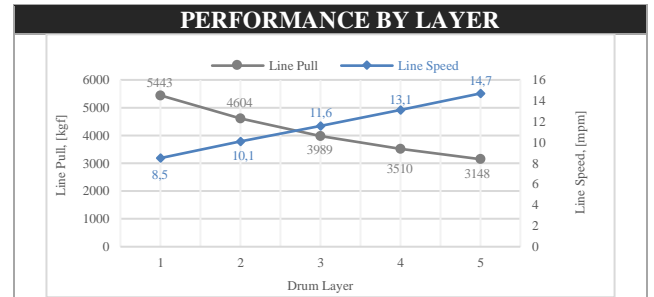


MODEL CODE	PART NUMBER	MOTOR TYPE
ZODIAC PRO 12-S VE6T4221	103421	12V DC

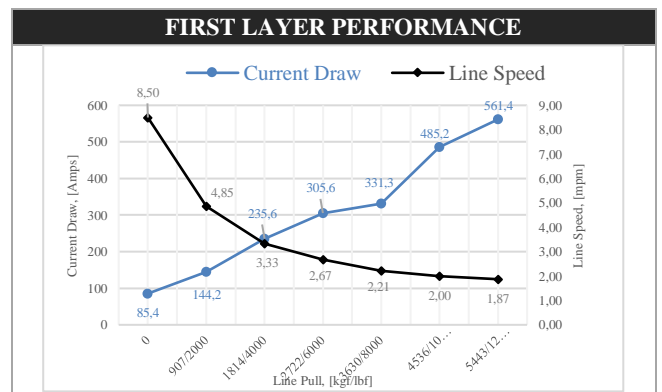
STANDARD COMPLIANCE
EN14492-2 :2019*, SAE J706
2006/42/EC - EN ISO 121000 :2010, ISO 7637-2 :2004
2014/30/EU – EN50498 :2010, ISO7637-2 :2011, CISPR 25: 2008
*Conforms with exceptions

WINCH SPECIFICATIONS		
Rated Pulling Force	5443 kgf	12000 lbf
Drum Barrel Diameter	85 mm	3.35 in
Drum Width	230 mm	9.05 in
Evaluated Rope Diameter	Ø10 mm	3/8 in
Maximum Synthetic Rope Diameter	Ø10mm	3/8 in
Minimum Synthetic Rope Breaking Strength	7668 kgf	16905 lbf
Recommended Rope Type	Synthetic Rope	
Maximum Layers of Synthetic Rope	5* (5 th winding is not recommended)	
Gear Train, Reduction	3 Stage Planetary, 224.3:1	
Mounting Bolt Size	M12 X 1.75 Class 8.8	
Mounting Bolt Torque	63-69 Nm	46-51 lbf-ft
Duty Cycle (per EN 1449-2)	3.7 m	12.2 ft
Approximate Shipping Weight	38.6 kg	85.1 lb
Brake Type & Freespool Type	Automatic Mechanical Brake & Wireless remote	
Sealing	IP68	
UV Rating	1200kJ/m ² per ASTM G154	
Corrosion Resistance	720 hrs per ASTM B117	
Operating Temperature	-40°C to +60°C (-25.6°F to 131°F)	
Decibels	86 Db	

PERFORMANCE BY LAYER			
Drum Layer	Line Pull	Line Speed	Rope Capacity
	kgf / lbf	mpm / fpm	m / ft
1	5443 / 12000	8.5 / 27.89	6.7 / 21.98
2	4604 / 10150	10.1 / 33.14	14.5 / 47.57
3	3989 / 8794	11.6 / 38.06	23.90 / 78.41
4	3510 / 7738	13.1 / 43.01	34.1 / 111.87
5	3148 / 6940	14.7 / 48.23	-



FIRST LAYER PERFORMANCE			
Line Pull	Line Speed	Current Draw	Duty Cycle
	12V	12V	12V
kgf / lbf	mpm / fpm	Amps	min/10min
0	8,50 / 27,9	85,4	4:00
907 / 2000	4,85 / 15,9	144,2	2:50
1814 / 4000	3,33 / 10,9	235,6	2:00
2722 / 6000	2,67 / 8,7	305,6	1:15
3630 / 8000	2,21 / 7,3	331,3	1:05
4536 / 10000	2,00 / 6,6	485,2	0:50
5443 / 12000	1,87 / 6,1	561,4	0:35



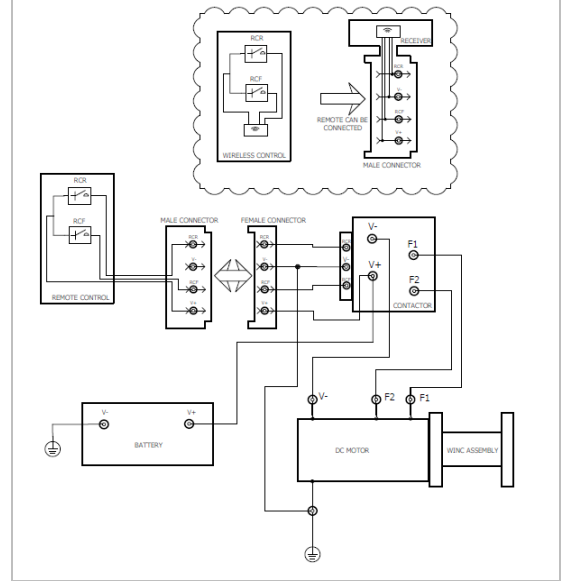
MODEL CODE	PART NUMBER	MOTOR TYPE
ZODIAC PRO 12-S VE6T4221	103421	12V DC

ELECTRICAL SYSTEM REQUIREMENTS	
Battery Voltage	12V
Minimum Battery Rating	650 CCA

THE SET INCLUDES:

- Synthetic rope
- Rope hook
- Control box
- Aluminium fairlead
- Mounting screws
- Remote control
- Special Wireless remote control

ELECTRICAL WIRING DIAGRAM



DIMENSIONAL DRAWING

