

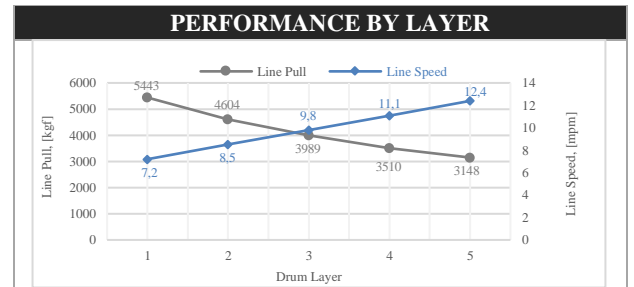
MODEL CODE	PART NUMBER	MOTOR TYPE
ZODIAC PRO 12-S VE6T4222	103422	24V DC

STANDARD COMPLIANCE
EN14492-2 :2019*, SAE J706
2006/42/EC - EN ISO 121000 :2010, ISO 7637-2 :2004
2014/30/EU – EN50498 :2010, ISO7637-2 :2011, CISPR 25: 2008
*Conforms with exceptions

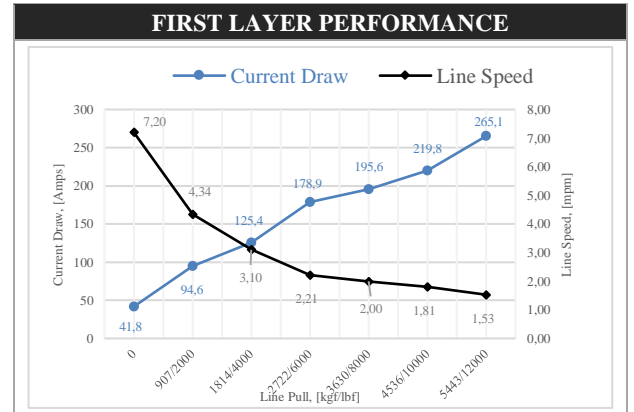


WINCH SPECIFICATIONS		
Rated Pulling Force	5443 kgf	12000 lbf
Drum Barrel Diameter	85 mm	3.35 in
Drum Width	230 mm	9.05 in
Evaluated Rope Diameter	Ø10 mm	3/8 in
Maximum Synthetic Rope Diameter	Ø10mm	3/8 in
Minimum Synthetic Rope Breaking Strength	7668 kgf	16905 lbf
Recommended Rope Type	Synthetic Rope	
Maximum Layers of Synthetic Rope	5* (5 th winding is not recommended)	
Gear Train, Reduction	3 Stage Planetary, 224.3:1	
Mounting Bolt Size	M12 X 1.75 Class 8.8	
Mounting Bolt Torque	63-69 Nm	46-51 lbf-ft
Duty Cycle (per EN 1449-2)	12.3 m	40.4 ft
Approximate Shipping Weight	33.8 kg	74.5 lb
Brake Type & Freespool Type	Automatic Mechanical Brake & Wireless remote	
Sealing	IP68	
UV Rating	1200kJ/m ² per ASTM G154	
Corrosion Resistance	720 hrs per ASTM B117	
Operating Temperature	-40°C to +60°C (-25.6°F to 131°F)	
Decibels	86 Db	

PERFORMANCE BY LAYER			
Drum Layer	Line Pull	Line Speed	Rope Capacity
	kgf / lbf	mpm / fpm	m / ft
1	5443 / 12000	7.2 / 23.62	6.7 / 21.98
2	4604 / 10150	8.5 / 27.89	14.5 / 47.57
3	3989 / 8794	9.8 / 32.15	23.90 / 78.41
4	3510 / 7738	11.1 / 36.42	34.1 / 111.87
5	3148 / 6940	12.4 / 40.68	-



FIRST LAYER PERFORMANCE			
Line Pull	Line Speed	Current Draw	Duty Cycle
	24V		
kgf / lbf	mpm / fpm	Amps	min/10min
0	7,20 / 23,6	41,8	5:00
907 / 2000	4,34 / 14,2	94,6	2:15
1814 / 4000	3,10 / 10,2	125,4	1:40
2722 / 6000	2,21 / 7,3	178,9	0:45
3630 / 8000	2,00 / 6,6	195,6	0:40
4536 / 10000	1,81 / 5,9	219,8	0:30
5443 / 12000	1,53 / 5	265,1	0:20



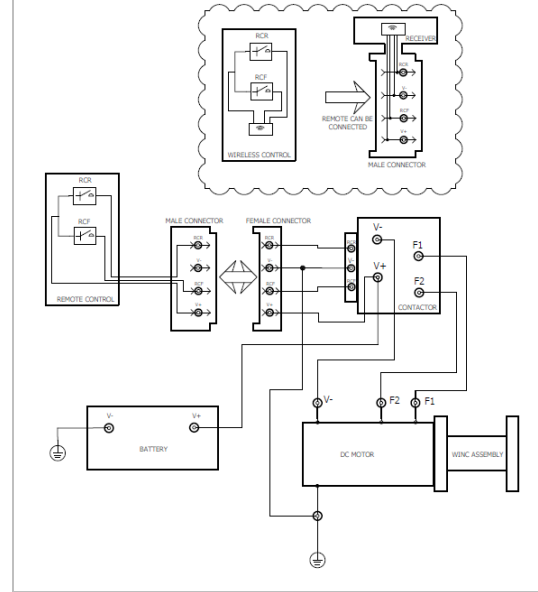
MODEL CODE	PART NUMBER	MOTOR TYPE
ZODIAC PRO 12-S VE6T4222	103422	24V DC

ELECTRICAL SYSTEM REQUIREMENTS	
Battery Voltage	24V
Minimum Battery Rating	650 CCA

THE SET INCLUDES:

- Synthetic rope
- Rope hook
- Control box
- Aluminium fairlead
- Mounting screws
- Remote control
- Special Wireless remote control

ELECTRICAL WIRING DIAGRAM



DIMENSIONAL DRAWING

