

MODEL CODE	PART NUMBER	MOTOR TYPE
ZODIAC PRO 10 VE5T4111	108411	12V DC

STANDARD COMPLIANCE

EN14492-2 :2019*, SAE J706

2006/42/EC - EN ISO 121000 :2010, ISO 7637-2 :2004

2014/30/EU – EN50498 :2010, ISO7637-2 :2011, CISPR 25: 2008

*Conforms with exceptions



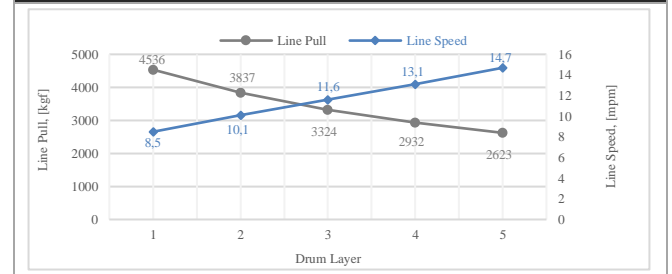
WINCH SPECIFICATIONS

Rated Pulling Force	4536 kgf	10000 lbf
Drum Barrel Diameter	85 mm	3.35 in
Drum Width	230 mm	9.05 in
Evaluated Rope Diameter	Ø10 mm	3/8 in
Maximum Wire Rope Diameter	Ø10mm	3/8 in
Minimum Wire Rope Breaking Strength	7668 kgf	16905 lbf
Recommended Wire Rope Type	6 x 29 IWRC	
Maximum Layers of Wire Rope	5* (5 th winding is not recommended)	
Gear Train, Reduction	3 Stage Planetary, 224.3:1	
Mounting Bolt Size	M12 X 1.75 Class 8.8	
Mounting Bolt Torque	63-69 Nm	46-51 lbf-ft
Duty Cycle (per EN 1449-2)	3.7 m	12.2 ft
Approximate Shipping Weight	49.6 kg	109.4 lb
Brake Type & Freespool Type	Automatic Mechanical Brake & Wireless remote	
Sealing	IP68	
UV Rating	1200kJ/m ² per ASTM G154	
Corrosion Resistance	720 hrs per ASTM B117	
Operating Temperature	-40°C to +60°C (-25.6°F to 131°F)	
Decibels	86 Db	

PERFORMANCE BY LAYER

Drum Layer	Line Pull		Line Speed		Rope Capacity	
	kgf	lbf	mpm	fpm	m	ft
1	4536	10000	8,5	27,89	6,7	22,0
2	3837	8459	10,1	33,14	14,5	47,6
3	3324	7328	11,6	38,06	23,9	78,4
4	2932	6464	13,1	42,98	34,1	111,9
5	2623	5783	14,7	48,23	-	-

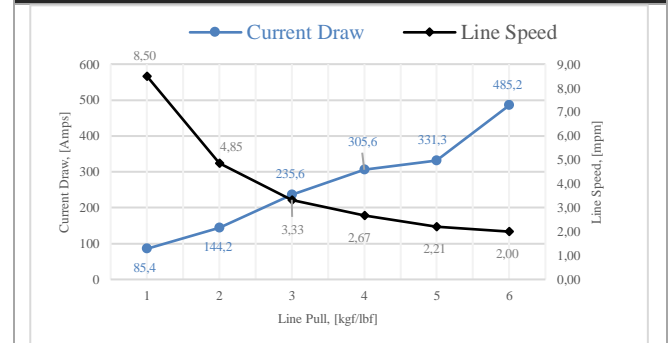
PERFORMANCE BY LAYER



FIRST LAYER PERFORMANCE

Line Pull	Line Speed	Current Draw	Duty Cycle
	12V	12V	12V
kgf / lbf	mpm / fpm	Amps	min/10min
0	8,50 / 27,9	85,4	4:00
907 / 2000	4,85 / 15,9	144,2	2:50
1814 / 4000	3,33 / 10,9	235,6	2:00
2722 / 6000	2,67 / 8,7	305,6	1:15
3630 / 8000	2,21 / 7,3	331,3	1:05
4536 / 10000	2,00 / 6,6	485,2	0:50

FIRST LAYER PERFORMANCE



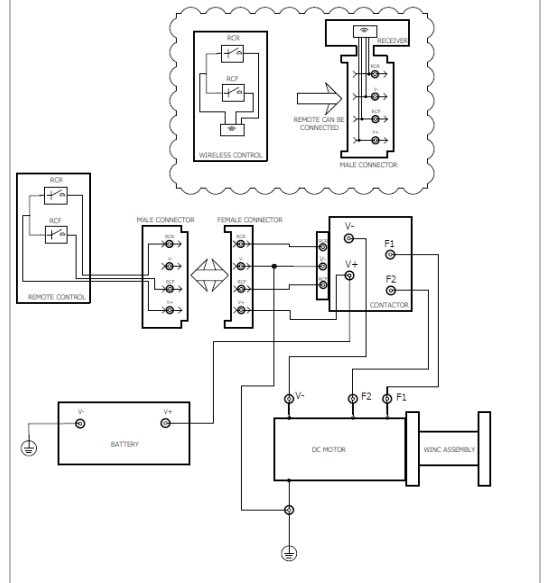
MODEL CODE	PART NUMBER	MOTOR TYPE
ZODIAC PRO 10 VE5T4111	108411	12V DC

ELECTRICAL SYSTEM REQUIREMENTS	
Battery Voltage	12V
Minimum Battery Rating	650 CCA

THE SET INCLUDES:

- Synthetic rope
- Rope hook
- Control box
- Aluminium fairlead
- Mounting screws
- Remote control
- Special Wireless remote control

ELECTRICAL WIRING DIAGRAM



DIMENSIONAL DRAWING

