

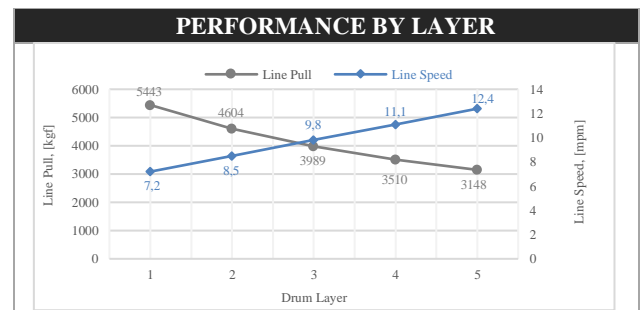
MODEL CODE	PART NUMBER	MOTOR TYPE
ZODIAC PRO 10-S VE5T4222	108422	24V DC

STANDARD COMPLIANCE
EN14492-2 :2019*, SAE J706
2006/42/EC - EN ISO 121000 :2010, ISO 7637-2 :2004
2014/30/EU – EN50498 :2010, ISO7637-2 :2011, CISPR 25: 2008
*Conforms with exceptions

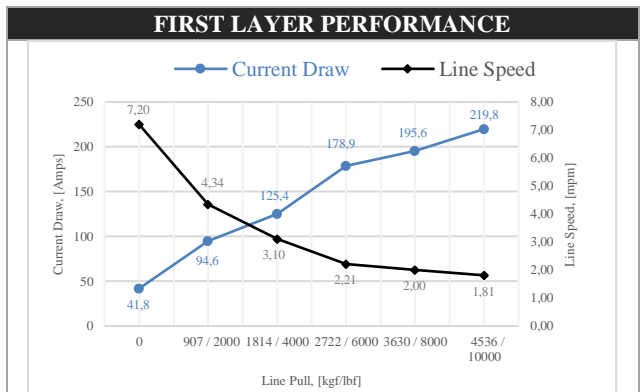


WINCH SPECIFICATIONS		
Rated Pulling Force	4536 kgf	10000 lbf
Drum Barrel Diameter	85 mm	3.35 in
Drum Width	230 mm	9.05 in
Evaluated Rope Diameter	Ø10 mm	3/8 in
Maximum Synthetic Rope Diameter	Ø10mm	3/8 in
Minimum Synthetic Rope Breaking Strength	7668 kgf	16905 lbf
Recommended Rope Type	Synthetic Rope	
Maximum Layers of Synthetic Rope	5* (5 th winding is not recommended)	
Gear Train, Reduction	3 Stage Planetary, 224.3:1	
Mounting Bolt Size	M12 X 1.75 Class 8.8	
Mounting Bolt Torque	63-69 Nm	46-51 lbf-ft
Duty Cycle (per EN 1449-2)	12.3 m	40.4 ft
Approximate Shipping Weight	33.8 kg	74.5 lb
Brake Type & Freespool Type	Automatic Mechanical Brake & Wireless remote	
Sealing	IP68	
UV Rating	1200kJ/m ² per ASTM G154	
Corrosion Resistance	720 hrs per ASTM B117	
Operating Temperature	-40°C to +60°C (-25.6°F to 131°F)	
Decibels	86 Db	

PERFORMANCE BY LAYER						
Drum Layer	Line Pull		Line Speed		Rope Capacity	
	kgf	lbf	mpm	fpm	m	ft
1	4536	10000	7,2	23,62	6,7	22,0
2	3837	8459	8,5	27,89	14,5	47,6
3	3324	7328	9,8	32,15	23,9	78,4
4	2932	6464	11,1	36,42	34,1	111,9
5	2623	5783	12,4	40,68	-	-



FIRST LAYER PERFORMANCE			
Line Pull	Line Speed	Current Draw	Duty Cycle
	24V	24V	24V
kgf / lbf	mpm / fpm	Amps	min/10min
0	7,20 / 23,6	41,8	5:00
907 / 2000	4,34 / 14,2	94,6	2:15
1814 / 4000	3,10 / 10,2	125,4	1:40
2722 / 6000	2,21 / 7,3	178,9	0:45
3630 / 8000	2,00 / 6,5	195,6	0:40
4536 / 10000	1,81 / 5,9	219,8	0:30



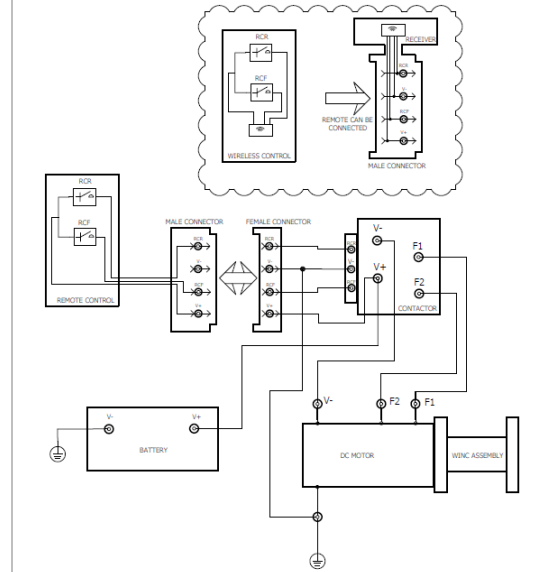
MODEL CODE	PART NUMBER	MOTOR TYPE
ZODIAC PRO 10-S VE5T4222	108422	24V DC

ELECTRICAL SYSTEM REQUIREMENTS	
Battery Voltage	24V
Minimum Battery Rating	650 CCA

THE SET INCLUDES:

- Synthetic rope
- Rope hook
- Control box
- Aluminium fairlead
- Mounting screws
- Remote control
- Special Wireless remote control

ELECTRICAL WIRING DIAGRAM



DIMENSIONAL DRAWING

